

Smart Home-driven Digital Memory Notebook Support of Activity Self-Management for Older Adults

Jessamyn Dahmen*, Bryan Minor, and Diane Cook

Washington State University

School of EECS

355 NE Spokane St. EME 102

Pullman, WA, USA

{jb3dahmen, bminor, djcook}@wsu.edu

*corresponding author

Thao Vo and Maureen Schmitter-Edgecombe

Washington State University

Department of Psychology

Johnson Tower 233E

Pullman, WA, USA

{thao.vo, schmitter-e}@wsu.edu

Abstract— Memory notebooks represent compensatory strategies that can be used to help individuals with memory impairments improve everyday functioning and compensate for problems created by lapses in memory. These external memory aids have been shown to help individuals record daily events in a structured manner, support retrospective and prospective memory, and reduce cognitive load. Although digital memory aids abound, they require a level of programming on the part of the user that is not practical for individuals with cognitive impairment. In this paper, we introduce a digital memory notebook (DMN) app that partners with a smart home to inform individuals about the activities they already performed and to notify them at appropriate times about the activities they still need to complete. We perform several iterative usability studies evaluating the DMN app interface and pilot test the smart home features in a live smart home testbed. Our iterative design process found that the components of the DMN app were generally usable by older adults and that satisfaction with the interface improved based on iterative feedback. Based on these results we anticipate that the proposed DMN app and smart-home partnership will be an effective technology for helping older adults with memory impairment improve everyday functioning.

Keywords— smart environments; human computer interfaces; automatic task management, memory; compensatory aid; mild cognitive impairment; digital memory notebook

1 INTRODUCTION

By 2050 it is estimated that 1.5 billion people (16% of the world's population) will be age 65+ [1]. A large proportion of this older adult population will experience cognitive decline [2],[3]. Older adults with mild cognitive impairment (MCI) and other neurologic disorders often need assistance remembering to complete everyday activities, such as taking medication or getting to an appointment, as a result of cognitive difficulties. With such a large proportion of the population needing assistance, health care costs have risen and resources to care for these older adult individuals have become more limited [4]. This situation coupled with the fact that older adults want to stay in their own homes punctuates the need for advancements in smart home-related technologies that can be used as cost effective and efficient tools to support older adults with cognitive impairment, their families, and their care providers.

As a frequent symptom of cognitive impairment, memory deficits can significantly reduce functional ability in everyday situations leading to loss of independence and decreased quality of life [5]. A variety of clinically validated compensatory strategies have been developed to help individuals with memory impairments. Among these strategies, pen-and-paper memory notebooks have successfully been used in cognitive rehabilitation and can effectively be incorporated into daily routines [6],[7]. As smart home and activity recognition technologies mature, the potential for augmenting traditional paper-based memory notebooks with technology is apparent. Digital interfaces can increase the availability and richness of data captured in natural home environments [8],[9]. Furthermore, activity

recognition techniques can be used as a “cognitive prosthesis” to support functional independence.

Recent advances have made smart home technologies a reality. A smart home (or other smart environment) is defined as one that is able to acquire and apply knowledge about the physical environment and its inhabitants in order to improve their experience in that environment [10],[11]. An important piece of information for a smart home to acquire is the activities that residents perform in the home, because activities provide a rich vocabulary to express human behavior [8],[9]. Correspondingly, automated activity recognition and prediction allows smart environments to detect and forecast activities (e.g., medications, grooming) in real time [12],[13],[14]. However, much of the current research does not fully utilize this information to assist residents and support self-management of daily routines in meaningful ways.

In this paper, we introduce a digital memory notebook (DMN) mobile application that utilizes smart home data and activity recognition techniques to automatically help users complete daily tasks. The goal of this paper is to introduce a real-time automated intervention that partners mobile apps with smart home-based activity learning using two primary mechanisms. First, the DMN automatically checks off completed tasks using smart home data to reassure individuals of tasks they have completed. Second, the DMN also predicts when tasks should be completed and utilizes this information to prompt users to initiate activities at the times they normally occur, without user programming.

The DMN’s ability to incorporate smart home data to support every day task completion establishes a unique partnership with activity recognition systems used in smart homes. This partnership can be used for effective interventions that can help remind individuals to use the DMN and initiate important activities. These smart home powered features automatically help reduce memory load and help aid in self-management and self-efficacy by prompting for the completion of critical activities of daily living such as eating and medication adherence. We detail our iterative design process for creation of the DMN user interface with older adult participants and summarize results of testing the technology in an actual smart home.

2 SCENARIOS

We motivate the design of a DMN through a series of scenarios that illustrate how the DMN supports older adults with memory impairments in home settings. The features of the memory notebook are briefly described here - the design and implementation of these features is described in Section 4.

2.1 Scenario 1: General Use

Mary is a 66-year-old woman who is starting to experience mild memory difficulties. Mary frequently forgets to write down important events such as her grandson’s birthday. Mary has used other task scheduling apps in the past but has found them overwhelming to use and difficult to see. Recently, Mary has discovered the DMN app which utilizes large print and contrasting colors. The DMN app provides familiar scheduling interfaces such as a to-do list and calendar and is designed to be accessible to those who are not very familiar with mobile technology. Mary can schedule her events using a simple interface and visualize when events are due using time blocks and marked calendar days. Mary can also use the DMN to record important medical information such as her medication regimen and doctor’s contact information as well as to journal about unusual or important events occurring that day that she wants to remember.

2.2 Scenario 2: Activity Recognition

Bob is a 70-year-old man who has recently been diagnosed with mild dementia. Bob has several motion sensors installed in his apartment and recently installed the DMN app on his tablet. As a result of his memory limitations, Bob frequently has trouble initiating eating meals and recalling whether he has already eaten. One of his favorite features is the DMN app’s ability to communicate with the smart home to tell him when the smart home has detected activities as he performs his daily routine. The DMN’s smart home-powered back-end then adds the smart home detected activities and their detection time to his to-do list. Whenever Bob is not completely sure if he has eaten, he now refers to the DMN app to help jog his memory and to assure him of the activities that he already performed that day. This allows him to perform important activities with more independence and confidence.

2.3 Scenario 3: Activity Prediction

Jenny is a 71-year-old woman who has been experiencing memory difficulties. She often cannot remember to take all her medication on time. This has significantly impacted her daily functioning, as many of her medications need to be taken at specific times throughout the day to avoid side effects. Jenny also has several motion sensors installed in her home. She has been taking medicine regularly during dinner when her husband reminds her, but recently downloaded the DMN app onto her tablet and wants to do this task more independently. She enjoys using the DMN app as it can automatically predict when important activities should be completed based on her past (husband-assisted) behavior. The smart home-assisted DMN app predicts when she takes her medicine. It also alerts her when the time to complete the activity is getting closer by using a color gradation scheme on the day's to-do list and if she forgets the activity (e.g., she completes dinner without taking her medicine), the DMN app prompts her with an audio alert and reminder.

3 RELATED WORK

There has been a variety of work on paper-based memory notebooks and digital task scheduling memory aids. Traditional memory notebooks are external memory aids that have been shown in clinical studies to be effective compensatory strategies for older adults with memory impairments. The term "memory notebook" usually refers to a diary or scheduling system where individuals log aspects of their daily lives and activities. For example, a memory notebook designed by Schmitter-Edgecombe et al. consisted of a daily log where participants could schedule and record activities on an hourly basis, a to-do list, calendar, personal notes, current work, and goals [6].

The goal of traditional memory notebooks is to support everyday functioning by providing external information that can be used to compensate for lapses in memory. For example, earlier studies assessed memory notebooks as cognitive intervention for individuals with Traumatic Brain Injury (TBI) and individuals with mild dementia [6],[15]. Currently, for individuals with TBI and stroke, recommended training in the use of external compensatory devices, such as a memory notebook, is a Practice Standard [16]. In one randomized controlled trial for 46 individuals with MCI and their care-partners,

individuals who used the notebook intervention reported fewer symptoms of depression and greater use of memory strategies in their everyday lives, while care-partners reported better coping self-efficacy [17].

Research related to digital versions of traditional clinically validated memory notebook systems is limited. However, several studies explore how digital memory aids can be used to support memory in a broader context. For example, digital memory aids have been used to augment memory for populations that do not necessarily have significant memory impairments [18]. This study used a wearable "memory prosthesis" that recorded audio and contextual information from conversations and provided computer-based and wearable-based retrieval tools to help users access memories.

Furthermore, these aids have also been applied to creating systems such as "personal digital memory stores" that organize multi-media extracted from people's lives. These systems can be used for more social, therapeutic and personal purposes to improve quality of life rather than specifically focusing on improving everyday functioning. Tan et. al. described how a large personal store of digital information could be used to support memory [19]. Czerwinski et. al. explored how users might use and store a life's worth of digital memories produced by digital memory technologies such as wearable cameras and biometric sensors [20]. The majority of these studies find that digital memory aids are effective ways to augment memory in everyday situations.

Tsui and Yanco describe digital approaches used for task sequencing such as digital picture books or task prompters [21]. Kapur et al. also review digital memory aids and examine electronic organizers and reminder systems. While these systems are not specifically based on clinically validated memory notebooks, the overlaps in functionality are clear [22]. However, these aids are still driven primarily by the user and do not automate information based on smart home data or detected activities. While many aspects of these digital aids are still in development, primary goals for digital memory aid system development include providing (a) automatic recording of memories (b) storage of memories in large personal memory stores and (c) convenient access to the memories of interest.

In earlier work, Feuz et al. investigated how machine learning techniques can be used to remind individuals to reference and use an external aid such as a digital memory notebook [23]. Rather than focusing exclusively on simple time-based prompts, in this study prompts were activated during activity transition points. This study compared the activity transition-based prompts to the time-based prompts to see if the activity-based prompts would increase responsiveness and perceived helpfulness. Other studies have also used similar approaches to prompting. One study used a smart phone based system combined with machine learning based “break-point” detection to decide when to provide prompts [24]. Other studies focused on using context aware techniques combined with wearable technologies to detect transitions between activities [25]. Overall, these studies found that transition-based prompting systems can improve the efficacy of the memory and task completion aids they were partnered with by not interrupting users while they are performing tasks, thus lessening cognitive load.

In this paper we discuss how smart home data can be used to augment the functionality and interface of a DMN app intervention. This work is unique in that it partners smart home-based activity recognition and mobile app design to create an activity-aware memory intervention. This is the first intervention of which we are aware that integrates smart home-sensed information into a mobile intervention tool. It is also one of the few instances in which activity recognition is not only implemented and evaluated but is used as a component in a larger intervention strategy.

4 METHODS

Our methods have two main components. First, we design a notebook interface that will make it appealing and usable by older adults experiencing memory difficulties. Second, we partner the memory notebook with a smart home in order to provide activity-aware information in the moment that can improve functional independence for older adults and those experiencing memory limitations.

Our DMN app was designed using an iterative feedback process with older adults and caregiver participants. The DMN is an application designed to be used on a capacitive touchscreen tablet. The results of these iterative usability studies are summarized in

Section 5. The design of each aspect of the DMN app was driven by participant feedback and guidance from the literature. We use criteria established by Díaz-Bossini and Moreno [26] in creating mobile applications for older adults to guide the design of the DMN.

In this section we briefly describe the major components of the DMN app and also highlight how design criteria for older adults was employed when designing the DMN app. We also extend a mobile intervention to a more comprehensive intervention system by integrating smart home capabilities with the mobile interface.

The DMN is composed of four main components: Home, Calendar, Profile, and Notes. These components were chosen based on a clinically-tested version of a paper-based memory notebook [15]. One of the main features of the DMN contained within the Home component, is the automatic incorporation of smart home information into the DMN’s interface to automatically detect tasks and predict when tasks should be completed. These features help the DMN serve as a real-time automated intervention that can act on smart environment data in supportive and meaningful ways.

4.1 Description of Main Components

The first of the four main DMN visual components is the Home, which is divided into two main sections. The to-do list on the right includes user-specified tasks as well as smart home-detected and predicted tasks (explained in more detail in Sections 4.3 and 4.4). The left pane of the home page interface is referred to as the *hourly view*, which shows visual blocks of time associated with a task.

Figure 1 shows a screenshot of the Home component. The DMN uses large selectable interface items such as buttons and checkboxes in the Home as well as throughout the rest of the app’s interface. As recommended for older adults [26], these items provide large targets to help compensate for mobility or visibility related issues. There is also clear confirmation of target selection as each item clearly opens a new view. Only single tap, swipe and scroll gestures are used for interaction. Unlike many commercial general-use apps, color is used sparingly in the DMN to highlight important components and contrasting colors are used. All DMN icons are simple to help clarify function.

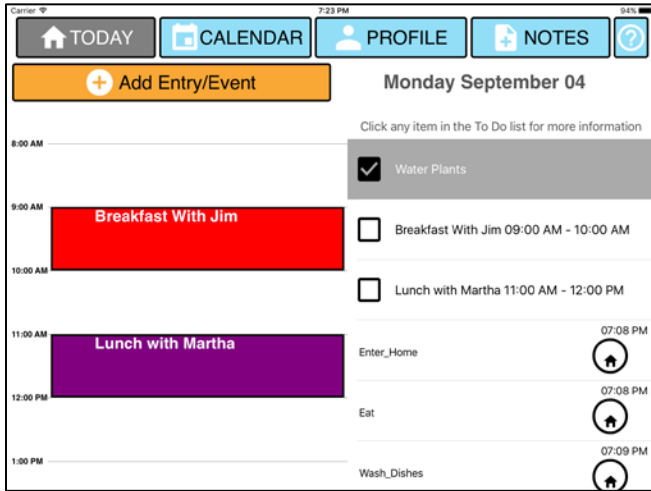


Figure 1. The Home Page interface. The Home Page’s button is labeled as “Today” when showing the current date.

The Calendar component of the DMN allows users to easily navigate to different dates in the home page by selecting them. An orange dot is used to indicate whether a specific date has scheduled tasks on it. Figure 2 shows the Calendar. The selection spaces for each date provide large targets for users to tap. Color is used sparingly to highlight important items such as the current date.

The Notes component of the DMN allows users to type notes associated with each day of the calendar year. Users can keep notes about their thoughts throughout the day. The Notes feature supports the journaling functionality that was explored in paper versions of the memory notebook [15]. Figure 3 shows a screenshot of the Notes page. This component uses simple language and large targets to help users easily take notes throughout their day.

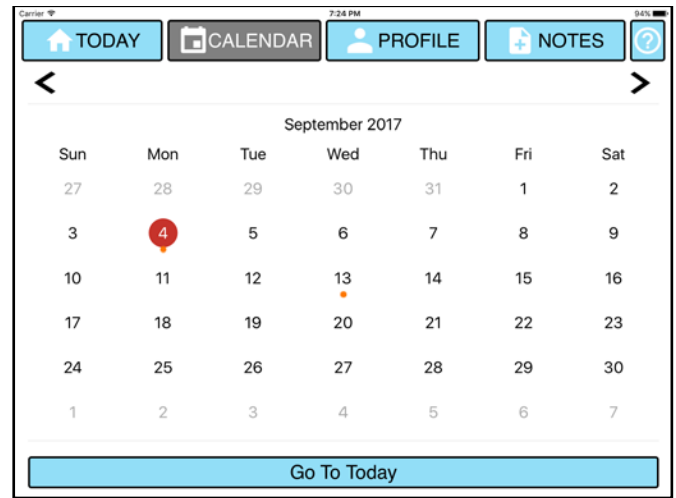


Figure 2. The Calendar Page interface.

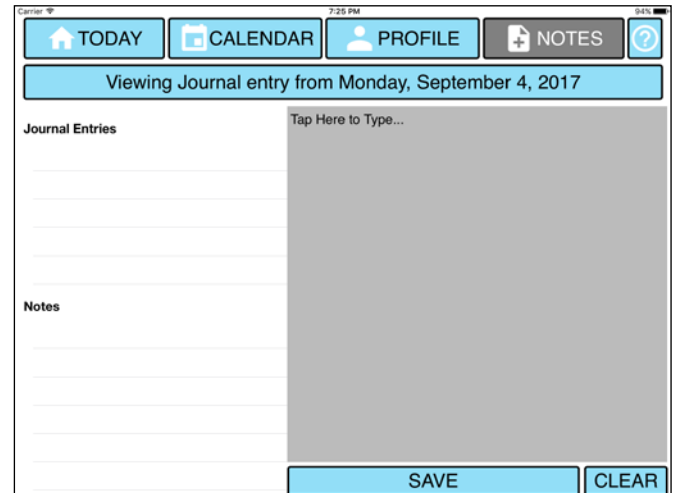


Figure 3. The Notes Page interface.

The Profile component allows users to enter personal information such as their doctor’s contact and personal medical information. This component helps users remember this critical information as well as informing care providers. Figure 4 shows the Profile page. This page uses a simple layout and large text field targets.

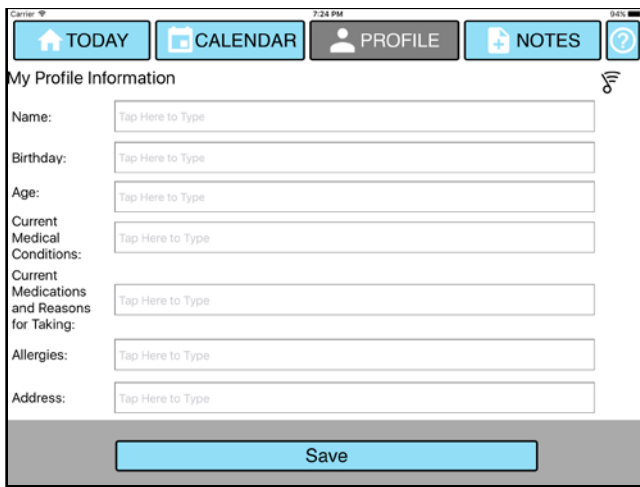


Figure 4. The Profile Page interface.

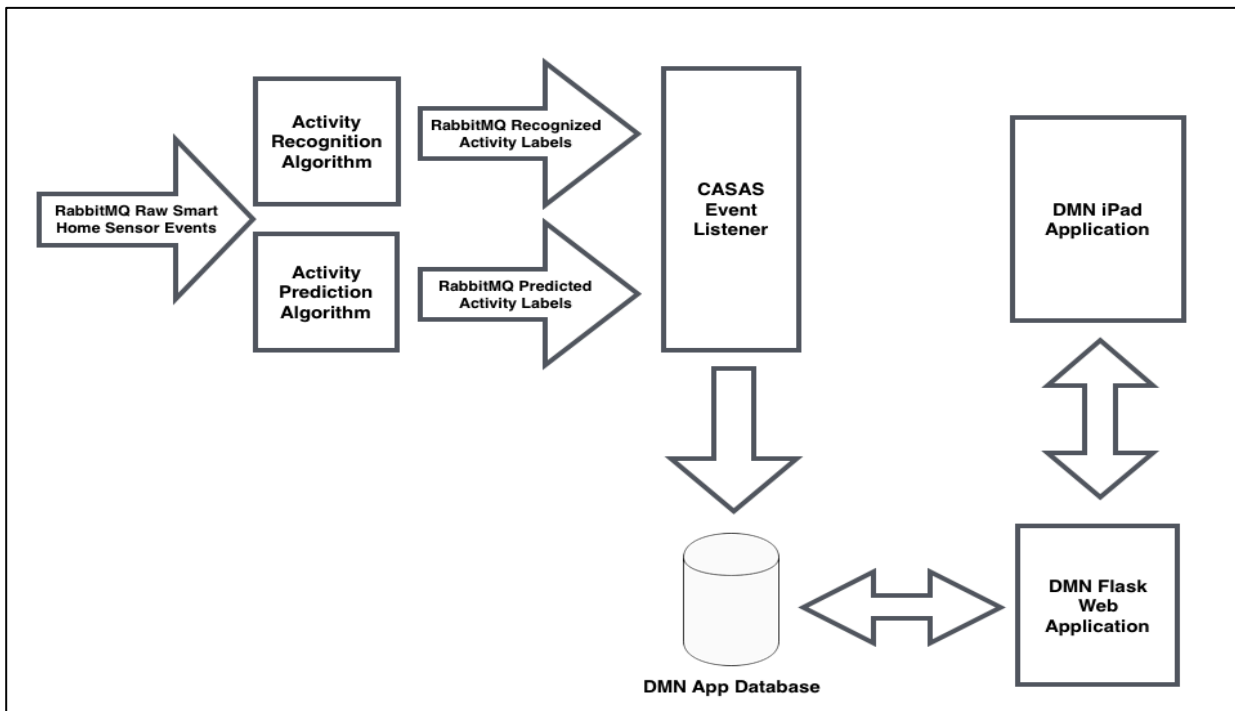


Figure 5. A high level system component overview of the DMN live smart home features.

4.2 Activity Recognition and Prediction System Overview

In order to perform real-time activity recognition and prediction the DMN app relies on a Python-based back-end partners with the existing smart home sensor infrastructure. Figure 5 shows a diagram of the components that are used to drive the smart home functionality for the DMN app.

In this infrastructure, a RabbitMQ¹ message broker sends a stream of messages in real time from the smart home to the DMN containing automatically-recognized activity labels and automatically-generated predictions as residents perform their daily routines. When a sensor event is triggered (e.g., when a person moves under a motion sensor), the sensor event information is sent as input to the activity recognition and activity prediction algorithms described in Sections 4.3 and 4.4. These algorithms use the sensor data to provide a new recognized activity label and an updated set of predicted activity times. These activity labels and prediction values are sent to a Python script that represents an event listener and are stored in a database. To receive the latest recognized activities and predictions the DMN app sends requests to a Flask web application² implemented using a Python script. This component gathers smart home information such as the activity labels, timestamps, and predicted times for each activity from the application database. The Flask application also stores information about user interaction with the DMN app, such as the user confirming that they have completed a smart home task and the timestamp when they confirmed it.

4.3 Smart Home Partnership: Activity Recognition

The smart home provides valuable information for self-management of daily routines through sensor data collection and automatic recognition of activities. Building on this partnership, the DMN automatically incorporates routine activities and to-do list tasks that can be recognized as completed by our smart home. Figure 6 shows screenshots of the application's to-do list populated by recognized smart home activities. These "smart home tasks" are

distinguished by a distinct layout compared to regular user-entered to-do list tasks and are marked by a home icon to help users identify smart home recognized tasks. By pressing the home icon the user can confirm that the smart home correctly identified a completed task. When an activity is recognized the DMN also provides an audio tone. A demonstration of this capability is available featuring a previous iteration of the interface³.

The purpose of this feature is to help individuals who experience memory impairments keep better track of activities they are completing throughout the day and thus manage their daily routines more independently. This feature utilizes the unique partnership between the DMN and the smart home activity recognition capabilities. Indicating that the smart home has recognized a task as completed reduces cognitive load and maintains everyday functional independence by helping users recognize that they have completed tasks rather than having to rely on their own memory or ability to consistently schedule activities. In this way, the DMN helps adults with cognitive impairment to improve functional independence by supporting retrospective memory.



Figure 6. DMN screenshot shows a list of detected activities derived from live smart home test bed sensor data.

In order to automatically notify users of recognized tasks, the DMN app needs to receive information about activities that are recognized by a smart home outfitted with ambient sensors. The activity recognition algorithm we use, called AR, is described in the literature [27],[28]. The AR algorithm can utilize information from many different types of ambient sensors to model and recognize activities in real time. For our

¹ <https://www.rabbitmq.com>

² <http://flask.pocoo.org>

³ Video available at:

<https://www.youtube.com/watch?v=mO7GCqgGBGk>

implementation of the DMN and its partnership with a smart home, the smart home contains sensors placed around the home including motion sensors and door sensors. These sensors report changes in their binary states such as On/Off and Open/Closed. Figure 7 shows placement of sensors at a CASAS smart home test bed called Kyoto. The activity recognition feature was tested using data generated from this residence. These sensors provide a sequence of time-stamped sensor events while the smart home resident performs her daily routines.

Our activity recognition algorithm, AR, automatically provides activity labels for these sensor events. These activities represent activities of daily living such as cooking, eating and sleeping. The algorithm identifies activity labels in real time using a set of predefined activities. Initially, human annotators label one month of sensor data from each smart home with predefined activity labels to provide the ground truth activity labels that can be used to train the activity recognition model. This trained model is then used to provide the activity labels for the smart home sensor events.



Figure 7. The layout of the CASAS smart home test bed that was used to test smart home features. Both the activity recognition and activity prediction features are capable of incorporating live smart home test bed sensor data.

AR maps a sequence of sensor events onto an activity label a_i , where the label is drawn from a predefined set of K activities $A = \{A1, A2, \dots, AK\}$ and a_i corresponds to the i^{th} activity class. AR generates a label that indicates the activity that was performed when the last sensor event was generated. To generate an activity label for smart home sensor

events, AR uses a windowing approach. Let s_1, s_2, \dots, s_N represent the sequence of sensor events. The sequence s_1, s_2, \dots, s_N is divided into windows. A window W_j can then be represented by the sequence $[s_j, s_j + \Delta s]$ where Δs varies depending on experimental context. Once W_j is defined, features $x \in \mathcal{R}^d$ are extracted from the corresponding sensor data input. This feature vector x_j captures the time of the first and last sensor events, the temporal span of the window W_i and a count of the different sensor events within the window. The full set of features that are extracted for activity recognition and for activity prediction is shown in Table 1. Each x_j is mapped onto a label y_j , which corresponds to an activity class in A and designates the activity that occurred at the end of the sensor event sequence. The x_j and the corresponding y_j then become the training data that is given to a classifier for activity model learning.

In a previous study, the accuracy of AR was measured for a collection of data from smart home-based activities and yielded 98% accuracy using 3-fold cross validation [28]. The evaluation of DMN in this paper focuses on one home with a single resident. To demonstrate the performance of AR activity recognition for a single-resident home in which a DMN might be used, we tested it in a smart home testbed for recognition of 12 activities based on 2 months of data. The data was collected continuously while the resident performed normal daily routines. External annotators used the floorplan, sensor data, and resident-completed surveys of typical routines to label the data with ground truth activity labels. Activity recognition accuracy for 12 activities was 99.3% using 3-fold cross validation. The confusion matrix for this experiment is shown in Table 2. In addition to validating activity recognition based on historic data, we also validate the algorithm using verification from smart home residents themselves “in the moment”, using ecological momentary assessment (EMA). The EMA app occasionally queries the resident about their current activity and we use the response as ground truth to measure performance of AR. Based on this validation mechanism for 8 users for 11 activities, we observed a 86% accuracy [29].

Table 1. Activity recognition and activity prediction features. Features marked with “*” are used for activity prediction only.

<i>Feature</i>	<i>Description</i>
lastSensorEventHours	Hour of day
lastSensorEventSeconds	Seconds since midnight
windowDuration	Length of window (seconds)
timeSinceLastSensorEvent	Seconds since previous event
prevDominantSensor1	Most frequent sensor in previous window
prevDominantSensor2	Most frequent sensor two windows ago
lastSensorID	Current event sensor
lastLocation	Most recent sensor location
sensorCount	Number of events in window for each sensor
sensorElTime	Elapsed time since each sensor fired
laggedTimestamp*	Previous event time stamps
laggedPredictions*	Previous event predictions

Table 2. Activity recognition confusion matrix for activities bed-toilet transition (BT), sleep (SL), personal hygiene (PH), bathe (BA), take medicine (TM), cook (CO), eat (EA), wash dishes (WD), relax (RE), leave home (LH), enter home (EH), and work (WO).

	BT	SL	PH	BA	TM	CO	EA	WD	RE	LH	EH	WO
BT	3224	1	4	0	0	0	0	0	0	0	0	0
SL	1	5536	0	0	0	0	0	0	89	0	0	2
PH	15	1	19533	2	78	0	0	0	0	2	0	0
BA	0	0	13	2377	0	0	0	0	0	0	0	0
TM	0	0	40	0	1232	12	0	2	0	0	0	0
CO	0	0	0	0	90	29545	19	32	0	0	0	0
EA	0	0	0	0	0	1	1792	0	0	0	0	6
WD	0	0	0	0	1	22	17	5214	0	0	0	2
RE	0	0	0	0	0	0	0	0	2652	0	2	23
LH	0	0	0	0	0	0	0	0	0	895	0	0
EH	0	0	0	0	0	0	0	0	0	0	948	0
WO	0	0	0	0	0	4	33	0	0	0	0	671

4.4 Activity Prediction

The DMN app also partners with the smart home to predict when activities or tasks should be completed. The purpose of this feature is to help older adults with memory impairment remember to initiate activities and prompt them with a visual reminder indicating the activity is close to its predicted initiation time. Prompting thus helps to promote everyday functional independence for older adults by improving prospective memory. This feature utilizes the DMN smart home partnership by automatically visually prompting users to use the DMN to help initiate important tasks such as taking medication on time. Figure 8 shows the interface for the predicted tasks. As the time gets closer to the predicted time for the task to be completed, the border changes to red indicating that the time the task is “due” is getting closer. This helps support everyday functioning, by visually prompting the user to complete important tasks. The current version of the DMN incorporates smart home events using predicted activity times derived from real smart home user data and an activity prediction algorithm.

Here we briefly describe the algorithm we created to generate predicted activity timestamps, additional detail is found in the literature [30]. In activity prediction, we consider the problem of predicting

future activity occurrence times from sensor data. As with activity recognition, A refers to the set of activities. Given features $x \in \mathcal{R}^d$ extracted from sensor data input, an activity predictor generates $\hat{z} = (\hat{z}_1, \hat{z}_2, \dots, \hat{z}_k)$ as output, where $\hat{z}_j \in \mathcal{R}^d$ is the predicted relative occurrence time for activity a_j . That is, \hat{z}_j is the predicted number of time units that will elapse from the current sensor event until a_j next occurs. The features x used as input to the predictor are generated from a recent window of observed sensor events. Unlike commercially-available reminder apps, the activity predictor can prompt individuals based on the context in which they normally perform an activity. For example, if a resident takes medicine with dinner, the home can recognize that they are eating and prompt them to take medicine at that time.

Future		
09:36 PM	Eat	<input checked="" type="checkbox"/>
08:32 PM	Cook	<input type="checkbox"/>
08:13 PM	Work	<input type="checkbox"/>

Figure 8. The proposed DMN predicted tasks interface.

A basic activity predictor is the Independent Predictor (IP). This predictor uses a separate regression model for each activity to be predicted. (Any multivariate regression model can be used, although in our implementation we utilize random forest regressors because of their superior performance on this data.) Given a set of labeled sensor events, we create input-output training pairs $\{x_i, z_{ij}^*\}$ which consist of the feature vector and corresponding ground-truth time for activity a_j . The full set of activity prediction features is shown in Table 1.

These training examples are then used to train the regression learners separately. The trained regressors then continuously predict the times for all activities. IP can be enhanced by using previous activity predictions to inform future predictions creating a Recurrent Activity Predictor (RAP). Whereas the features used for IP consist only of local features x_{local} drawn from the sensor events, RAP also utilizes additional context features $x_{context}$ drawn from previous activity predictions. For activity a_j , the context features consist of previous predictions \hat{z} from H previous events for all activities except a_j . Since events are not spaced equally in time, the elapsed time since the previous event is also included in the context features. The inclusion of the activity context allows RAP to learn arbitrary relationships between activities. RAP is trained and utilized in a similar manner to IP. RAP yielded a mean absolute prediction error of less than one hour for data collected from (N=30) testbed homes [30].

The activity forecasting algorithm was validated in the context of activity prompting for nine homes with a number of activities ranging from 2 to 9 [29]. In this evaluation we observed a range-normalized mean absolute error of 0.02 seconds.

5 RESULTS

5.1 Usability Testing Results

The DMN interface has undergone three iterations of usability testing sessions. Each session included 4-8 participants with a total of N=17 participants. The DMN interface presented in this paper is based on Iteration 3. Participants included caregivers, cognitively healthy older adults, and older adults with MCI. Table 3 shows a summary of participant demographics for each iteration.

Table 3. Participant demographics by iteration.

	Iteration 1	Iteration 2	Iteration 3
Number of Participants	N=8	N=4	N=5
Mean Age in years	71.25	72.25	71.40
Age Range in years	46-94	62-94	67-77
Description	1 Caregiver, 7 Healthy older adults	2 TBI, 1 MCI, 1 Caregiver	2 Caregivers, 3 MCI
Gender	5 female, 3 male	3 female, 1 male	4 female, 1 male
Education range in number of years	13-20	All 20	14-18

Between each iteration the DMN was modified based on user feedback and new features were added. Iteration 1 included the basic Home, Profile, and Calendar components of the system. Iteration 2 also included the Notes component as well as questions about the automatically detected smart home tasks. Iteration 3 included questions about activity

prediction. Based on feedback from Iteration 1, in Iteration 2 buttons and text were made bigger throughout the app for better visibility. More accessible date and time pickers were also added due to participants having trouble using the default iOS scroll style date and time pickers. Iteration 3 included questions about activity prediction and further improvements to text and interface visibility. All testing sessions were conducted with a trained administrator.

Prior to beginning task usability scenarios with the DMN app, experimenters collected demographic information and medical data. Next, participants were asked to perform a series of task scenarios using the DMN app on a tablet. After each scenario, participants provided some feedback about ease of use. After all the scenarios were completed, participants completed the Post-Study System Usability Questionnaire (PSSUQ) [31] which asked them to rate several aspects of the app’s usability using a Likert scale. Finally, participants provided open-ended feedback to questions about the smart home activity time prediction feature interfaces, color schemes, and feedback for future iteration features.

We used aggregate scores derived from a set of responses to the PSSUQ to evaluate the overall usability of the DMN. In the PSSUQ participants were asked to rate a series of questions about the app using a Likert scale numbered from 1 to 7, 1 being Strongly agree and 7 being strongly disagree. The questions used to provide the response values are:

1. Overall, I am satisfied with how easy it is to use this system
2. It was simple to use this system
3. It was easy to learn to use this system
4. Whenever I made a mistake, I could recover quickly and easily
5. I believe I could become productive quickly by using this system

These questions, selected from the PSSUQ, are the most representative of overall usability. We calculated an aggregate usability score by multiplying the response value by the number of participants that gave that response and then summing these values.

The sum was then divided by the number of participants in that iteration to account for unequal sample sizes. The aggregate scores for Iterations 1, 2, and 3 were 9.5, 11.5, and 8.6, respectively. From Iteration 1 to 2 there was a percent increase of +10.53%. From Iteration 2 to 3 there was a percent decrease of -25.22%. From Iteration 1 to 3 there was a percent decrease of -9.47%. Percent decreases are preferable.

Table 4. Frequency of responses by number to question about ease of task completion for confirming an automatically detected smart home task on a Likert scale from 1 (Strongly Satisfied (SS)) to 7 (Strongly Dissatisfied (SD)) from the After Scenario Questionnaire. This task was not included in Iteration 1.

Confirming Smart Home Task Scenario	SS							SD						
	1	2	3	4	5	6	7	1	2	3	4	5	6	7
I=1	1	2	3	4	5	6	7							
I=2	2		1											1
I=3	3	2												

Table 4 shows how participants responded when asked to rate the confirm smart home task scenarios in terms of ease of task completion. In this scenario participants were asked to imagine the app was paired with smart home technology that could automatically recognize completed activities. This scenario corresponds with the activity recognition feature of the DMN app. Participants were asked to then confirm that the task the smart home recognized was indeed completed.

Unlike the activity recognition feature, which was included as a scenario in which participants completed a task, the activity prediction feature was included in Iteration 3 as an open-ended follow-up question where participant responses were recorded on a digital voice recorder. In this case participants were given a card showing the predicted task interface and asked to comment on this interface in

terms of meaningfulness and usefulness. Unlike the interface shown in Figure 8, the previous iterations of the predicted task interface featured multiple color gradations as the current time approached the predicted time. Two participants commented that some kind of sound accompanying the colors would be helpful as some users may not look at the app frequently enough to catch the color progression as time passed. One participant indicated that the feature would not be helpful for medication specifically as they need to take medication at very specific times of day. The remaining participant commented that they liked the idea of the color gradation.

In response to a question asking whether the participant would use the app if it was available to the public, 87% of the participants in Iteration 1, 100% in Iteration 2, and 100% in Iteration 3 said they would use the app if it became publicly available.

5.2 Smart Home Pilot Test Results

The DMN live smart home features were usability tested in an on-campus smart home test bed called Kyoto (Figure 7), which is located on the Washington State University campus. The two testing sessions included one graduate student participant who was the sole resident of the smart home. The participant tested the smart home features of the DMN for seven days in the first iteration and twenty-one days in the second iteration. The second iteration included updates to the smart home feature interface that were based on participant feedback from the first session. The updated interface is featured in this paper.

The participant was given the DMN app running on a tablet and was asked to incorporate usage of the smart home features into her normal daily routine. For simplicity, the participant was asked to choose three smart home activities of interest from the full set of potential activities (see Table 2 for set of activities). The activities the participant chose for the first session were Wash Dishes, Enter Home, and Eat. For the second session Eat, Work, and Cook were chosen. During the testing periods the DMN would automatically notify the participant of recognized activities and also predict when these activities should occur using the interface described in Section 4.

Table 5. Participant scores for the live smart home-based features. Satisfaction Score indicates the score

obtained using the question “Overall, how satisfied were you with this feature?”. Effort Score indicates the score obtained using the question “Overall, how satisfied were you with the amount of effort it took to use this feature?”. Scores on the left of the “|” symbol are from testing session 1. Scores on the right of the | symbol are from testing session 2.

Smart Home Feature	Satisfaction Score	Effort Score
Recognized Activities	2 3	3 4
Activity Audio Tone	5 4	5 3
Predicted Activities	2 4	3 3

At the end of the testing periods the participant was given a questionnaire based on the PSSUQ to complete with a focus on evaluating the live smart home features. Table 5 shows the participant’s responses when asked to evaluate the live smart home based features using a Likert scale from 1 (Not at all satisfied) to 5 (Very satisfied).

6 DISCUSSION

6.1 Usability Testing Discussion

The DMN app provides a unique approach for utilizing activity recognition and prediction data derived from a smart home to improve traditional interventions used to help older adults with memory impairments remain more functionally independent. We designed the DMN app initially based on a set of criteria established by Díaz-Bossini and Moreno [26] and performed 3 iterations of usability studies. We also partnered the DMN app with activity recognition and prediction data derived from a smart home.

We found that from Iteration 1 to Iteration 3 participants responded more positively to the DMN app in terms of overall usability. This suggests that making modifications based on participant feedback and engaging in an iterative design process helped improve the DMN app in terms of overall usability. It is interesting to note that from Iteration 1 to Iteration 2, participants responded less positively to the DMN in terms of overall usability but from Iteration 2 to Iteration 3 the percent difference in the aggregate score decreased by roughly 25% (a percent decrease in aggregate score is ideal).

We speculate that this may be due to the fact that older adults without memory impairment were

tested in Iteration 1 and a large amount of functionality was added for Iterations 2 and 3 to accommodate participant suggestions. By Iteration 2 the interface had become cluttered. After the feedback from Iteration 2, which was conducted with individuals experiencing memory impairment and caregivers, we simplified the DMN's interface and highlighted only the essential features. The results indicate that focusing on simplification of interfaces when designing for older adults with memory impairment may improve mobile applications in terms of overall usability. This is supported by Díaz-Bossini and Moreno's design criteria, which suggest avoiding unnecessary decoration and color and using simple, straightforward language [26]. It is important to note that the results pertaining to overall usability are very dependent on how usability is characterized in our study (i.e. aggregates of Likert responses to the set of questions drawn from the PSSUQ). There may be other ways to characterize usability that would offer different insights into how an app could be improved.

As Table 4 indicates, in general, participants who completed the smart home activity recognition task were satisfied (1-3's) with this feature in terms of ease of task completion. The participant in Iteration 2 who was strongly dissatisfied with this task (7) indicated that they were not able to easily read the text and the placement was confusing. In Iteration 3 we modified the smart home task's interface based on the participant's feedback. Table 4 shows that for iteration 3, participant's ratings of the smart home task were generally very satisfied (1-2's) indicating this modification improved the interface. The results indicate that the smart home activity recognition feature's interface was understandable to most participants despite not being in a smart home context. However, the purpose of this feature was initially explained to participants before they completed the scenario. This feature may be useful once users familiarize themselves with it, but its usefulness may not be immediately apparent without some form of explanation.

The participant comments related to activity prediction indicate that introducing a more complex activity aware prompting system could be a valuable addition to activity prediction. In addition to colors that change as the time gets closer to the predicted

activity time, some participants indicated that sound throughout the color change would be helpful for those who may not have the app open or within reach at all times. While a sound would get users' attention at some time points, there may be more opportune times to alert users to complete tasks. For example, if the user is in the middle of another activity and hears the sound but is not prompted again at a more convenient moment between activities they may forget the task entirely until they refer to the DMN again. Prompts that are delivered when a person is busy with another activity will likely be ineffective. Furthermore, this feature applied to the 'Take Medication' activity, which may be less useful for older adults who must adhere to a strict medication schedule. However, it may still be helpful for those who follow less strict medication schedules and frequently forget to take their medication.

While the DMN app will need to be developed further for use within a smart home context, by Iteration 3 most participants seemed quite satisfied with the app in terms of overall usability. By Iteration 2 and then continuing into Iteration 3, 100% of participants indicated that they would use the app if available. This suggests that with further development the DMN could be used as an effective intervention that acts on smart home data in ways that are meaningful and supportive to older adults with memory impairment.

6.2 *Smart Home Pilot Test Discussion*

For the smart home pilot test, the first iteration results (see Table 5) indicated that the smart home based features of the DMN app needed to be further developed to be effective in a live smart home setting. In the open-ended feedback portion of the questionnaire the participant indicated concern over the amount of information provided to the user in relation to the DMN app feature interface. The first iteration of the smart home based features on the DMN app included a large amount of text. The predicted tasks also included a color gradation that would change the border from green, to blue, to red as the current time approached the predicted time. The participant indicated that there were too many colors and too much text, making the smart home feature interface difficult to understand.

Comparison of this outcome with the results obtained in the in-lab usability testing sessions

supported the need for more in-home usability tests over longer periods of time for intervention technologies. While the participants were generally satisfied with the smart home based features in a controlled lab setting, the participant who used the live features in a home setting seemed to be confused by the amount of information being provided even when the set of activities was limited. In a lab setting the participants are given small pieces of information in short periods of time. In a smart home setting the participant is continuously updated with live information as they perform their daily routine, which may become overwhelming.

In order to address these concerns in the second session we reduced the amount of text, limited the border colors to only red and incorporated more understandable language. We also made the recognized and predicted smart home tasks visually distinctive from each other. For iteration 2, the changes to the interface seem to have improved the predicted and recognized activity interfaces. The participant indicated that these features were more usable. The audio tone feature was rated lower in iteration 2 than in iteration 1. This may be due to the fact that the audio tone feature remained unchanged between sessions.

In addition to Likert style ratings the participant was also asked open ended questions about the DMN interface. Following iteration 2, the participant was asked to comment on the perceived accuracy of the predicted and recognized smart home activities in terms of timing. The participant was especially impressed with the accuracy of the predicted activities commenting that the algorithm started to “guess what I was going to do before I even began to do it.” In addition to a usable interface it is important that the predicted and detected times for smart home activities are accurate in order to support users in a meaningful way as they complete their daily routine. These preliminary results are encouraging and demonstrate that the AR and prediction algorithms are capable of accurately performing their intended function. To test these features further usability tests

with older adult participants in smart home settings will be needed in the future.

7 CONCLUSION

In this paper we present a novel partnership between smart homes and mobile devices to help older adults manage daily tasks. The digital memory notebook application utilizes a partnership with a smart home infrastructure to make use of real time daily activity recognition and prediction information. Our iterative design process found that the DMN interface and components were generally usable by older adults and that satisfaction with the interface improved based on iterative feedback. We also observe that while iterative design in lab settings is valuable, longer testing periods in actual smart homes are needed to more fully evaluate the usability of the interface. The DMN app is unique because it automatically draws on smart home detected information to monitor and prompt daily activities. The ability of the DMN to interface with smart home technologies will allow older adults to not only interact with a smart home but use its capabilities to improve self-management of critical daily activities.

ACKNOWLEDGMENT

The authors would like to thank the Washington State University Cognitive Aging and Dementia Lab and the CASAS Smart Home Lab. This work was supported in part by the Office of the Assistant Secretary of Defense for Health Affairs, through the Peer Reviewed Alzheimer’s Research Program, Quality of Life Research Award, Funding Opportunity Number: W81XWH-15-PRARP-QUAL under Award No. AZ150096. Opinions, interpretations, conclusions and recommendations are those of the authors and are not necessarily endorsed by the Department of Defense. This work was also supported in part by the National Institute on Aging under Award No. R25 AG046114. This material is also based upon work supported by the National Science Foundation under Grant No. 121407.

REFERENCES

- [1] “Humanity’s aging.,” *Health and Aging National Institute on Aging*, 2015.
- [2] “Cognitive Impairment: A Call For Action, Now!,” *Center for Disease Control*, 2016.

- [3] S. Gauthier *et al.*, “Mild cognitive impairment,” *The Lancet*, vol. 367, no. 9518, pp. 1262–1270, Apr. 2006.
- [4] “2016 Alzheimer’s disease facts and figures,” *Alzheimers Dement.*, vol. 12, pp. 459–509, Apr. 2016.
- [5] S. T. Farias, D. Mungas, B. R. Reed, D. Harvey, D. Cahn-Weiner, and C. DeCarli, “MCI is Associated With Deficits in Everyday Functioning:,” *Alzheimer Dis. Assoc. Disord.*, vol. 20, no. 4, pp. 217–223, Oct. 2006.
- [6] M. Schmitter-Edgecombe, J. T. Howard, S. P. Pavawalla, L. Howell, and A. Rueda, “Multidimensional Memory Notebook Intervention for Very Mild Dementia: A Pilot Study,” *Am. J. Alzheimers Dis. Dementiasr*, vol. 23, no. 5, pp. 477–487, Oct. 2008.
- [7] M. C. Greenaway, N. L. Duncan, and G. E. Smith, “The memory support system for mild cognitive impairment: randomized trial of a cognitive rehabilitation intervention: MCI rehabilitation,” *Int. J. Geriatr. Psychiatry*, vol. 28, no. 4, pp. 402–409, Apr. 2013.
- [8] L. Chen, C. D. Nugent, and H. Wang, “A Knowledge-Driven Approach to Activity Recognition in Smart Homes,” *IEEE Trans. Knowl. Data Eng.*, vol. 24, no. 6, pp. 961–974, Jun. 2012.
- [9] J. Wan, M. J. O’Grady, and G. M. P. O’Hare, “Dynamic sensor event segmentation for real-time activity recognition in a smart home context,” *Pers. Ubiquitous Comput.*, vol. 19, no. 2, pp. 287–301, Feb. 2015.
- [10] D. J. Cook and S. K. Das, “How smart are our environments? An updated look at the state of the art,” *Pervasive Mob. Comput.*, vol. 3, no. 2, pp. 53–73, Mar. 2007.
- [11] C. Wilson, T. Hargreaves, and R. Hauxwell-Baldwin, “Smart homes and their users: a systematic analysis and key challenges,” *Pers. Ubiquitous Comput.*, vol. 19, no. 2, pp. 463–476, Feb. 2015.
- [12] J. Rafferty, C. D. Nugent, J. Liu, and L. Chen, “From Activity Recognition to Intention Recognition for Assisted Living Within Smart Homes,” *IEEE Trans. Hum.-Mach. Syst.*, vol. 47, no. 3, pp. 368–379, Jun. 2017.
- [13] K. S. Gayathri, K. S. Easwarakumar, and S. Elias, “Probabilistic ontology based activity recognition in smart homes using Markov Logic Network,” *Knowl.-Based Syst.*, vol. 121, pp. 173–184, Apr. 2017.
- [14] R. D. Baruah, M. Singh, D. Baruah, and I. S. Misra, “Predicting activity occurrence time in smart homes with evolving fuzzy models,” in *2017 IEEE International Conference on Fuzzy Systems (FUZZ-IEEE)*, 2017, pp. 1–5.
- [15] M. Schmitter-Edgecombe, J. F. Fahy, J. P. Whelan, and C. J. Long, “Memory remediation after severe closed head injury: Notebook training versus supportive therapy.,” *J. Consult. Clin. Psychol.*, vol. 63, no. 3, pp. 484–489, 1995.
- [16] K. D. Cicerone *et al.*, “Evidence-Based Cognitive Rehabilitation: Updated Review of the Literature From 2003 Through 2008,” *Arch. Phys. Med. Rehabil.*, vol. 92, no. 4, pp. 519–530, Apr. 2011.
- [17] M. Schmitter-Edgecombe and D. G. Dyck, “Cognitive Rehabilitation Multi-family Group Intervention for Individuals with Mild Cognitive Impairment and Their Care-Partners,” *J. Int. Neuropsychol. Soc.*, vol. 20, no. 09, pp. 897–908, Oct. 2014.
- [18] S. Vemuri, C. Schmandt, W. Bender, S. Tellex, and B. Lassey, “An Audio-Based Personal Memory Aid,” in *UbiComp 2004: Ubiquitous Computing*, vol. 3205, N. Davies, E. D. Mynatt, and I. Siio, Eds. Berlin, Heidelberg: Springer Berlin Heidelberg, 2004, pp. 400–417.
- [19] D. Tan, E. Berry, M. Czerwinski, G. Bell, and K. Wood, “Save everything: supporting human memory with a personal digital lifetime store,” *Pers. Inf. Manag.*, vol. 90, 2007.
- [20] M. Czerwinski *et al.*, “Digital memories in an era of ubiquitous computing and abundant storage,” *Commun. ACM*, vol. 49, no. 1, p. 44, Jan. 2006.
- [21] K. M Tsui and H. A Yanco, “Prompting Devices: A Survey of Memory Aids for Task Sequencing,” *QoLT Int. Symp. Intell. Syst. Better Living*, 2010.
- [22] N. Kapur, E. L. Glisky, and B. A. Wilson, “Technological memory aids for people with memory deficits,” *Neuropsychol. Rehabil.*, vol. 14, no. 1–2, pp. 41–60, Mar. 2004.

- [23] K. D. Feuz, D. J. Cook, C. Rosasco, K. Robertson, and M. Schmitter-Edgecombe, "Automated Detection of Activity Transitions for Prompting," *IEEE Trans. Hum.-Mach. Syst.*, vol. 45, no. 5, pp. 575–585, Oct. 2015.
- [24] T. Okoshi, J. Ramos, H. Nozaki, J. Nakazawa, A. K. Dey, and H. Tokuda, "Attelia: Reducing user's cognitive load due to interruptive notifications on smart phones," in *2015 IEEE International Conference on Pervasive Computing and Communications (PerCom)*, 2015, pp. 96–104.
- [25] J. Ho and S. S. Intille, "Using Context-aware Computing to Reduce the Perceived Burden of Interruptions from Mobile Devices," in *Proceedings of the SIGCHI Conference on Human Factors in Computing Systems*, New York, NY, USA, 2005, pp. 909–918.
- [26] J.-M. Díaz-Bossini and L. Moreno, "Accessibility to Mobile Interfaces for Older People," *Procedia Comput. Sci.*, vol. 27, pp. 57–66, 2014.
- [27] D. Cook and N. C. Krishnan, *Activity learning: Discovering, recognizing, and predicting human behavior from sensor data*. 2015.
- [28] N. C. Krishnan and D. J. Cook, "Activity recognition on streaming sensor data," *Pervasive Mob. Comput.*, vol. 10, pp. 138–154, Feb. 2014.
- [29] B. D. Minor, J. R. Doppa, and D. J. Cook, "Learning Activity Predictors from Sensor Data: Algorithms, Evaluation, and Applications," *IEEE Trans. Knowl. Data Eng.*, vol. 29, no. 12, pp. 2744–2757, Dec. 2017.
- [30] B. Minor, J. R. Doppa, and D. J. Cook, "Data-Driven Activity Prediction: Algorithms, Evaluation Methodology, and Applications," in *Proceedings of the 21th ACM SIGKDD International Conference on Knowledge Discovery and Data Mining*, New York, NY, USA, 2015, pp. 805–814.
- [31] J. R. Lewis, "Psychometric Evaluation of the Post-Study System Usability Questionnaire: The PSSUQ," *Proc. Hum. Factors Ergon. Soc. Annu. Meet.*, vol. 36, no. 16, pp. 1259–1260, Oct. 1992.